

# Colorful controller manual

## V3.0



### 一、Features and advantages of controller

- ✓ Single channel output, maximum carrying 30A current.
- ✓ Bluetooth communication, mobile app and wechat applet are controllable.
- ✓ Support multi-choice program playback and mobile phone editing playback effect.
- ✓ Main and sub control mode, one colorful main control can cascade multiple sub control.
- ✓ The controller provides 2 physical keys for switching mode and speed.
- ✓ Support voltage DC5~24V colorful lamps.

## 二、Controller parameters



### 2.1、Component description

Silk screen display	Function description	
Output (output) to connect LED lamp.	VOUT	The positive pole of the colorful lamp.
	Red(R)	The red signal line of the colorful lights.
	Green(G)	Green signal line for colorful lights
	Blue (B)	Blue signal line for colorful lights
DC5-24V	V+	Power supply positive pole
	V-	Power supply negative pole
Mode key	Entity key	Switching effect
Speed key	Entity key	Switching speed
Cascaded input (INPUT)	VIN	The positive pole of the colorful lamp or the output port.
	Red(R)	A red signal line with colorful lights or output ports.
	Green(G)	Green signal line for colorful lights or output ports.
	Blue (B)	A blue signal line with colorful lights or output ports.

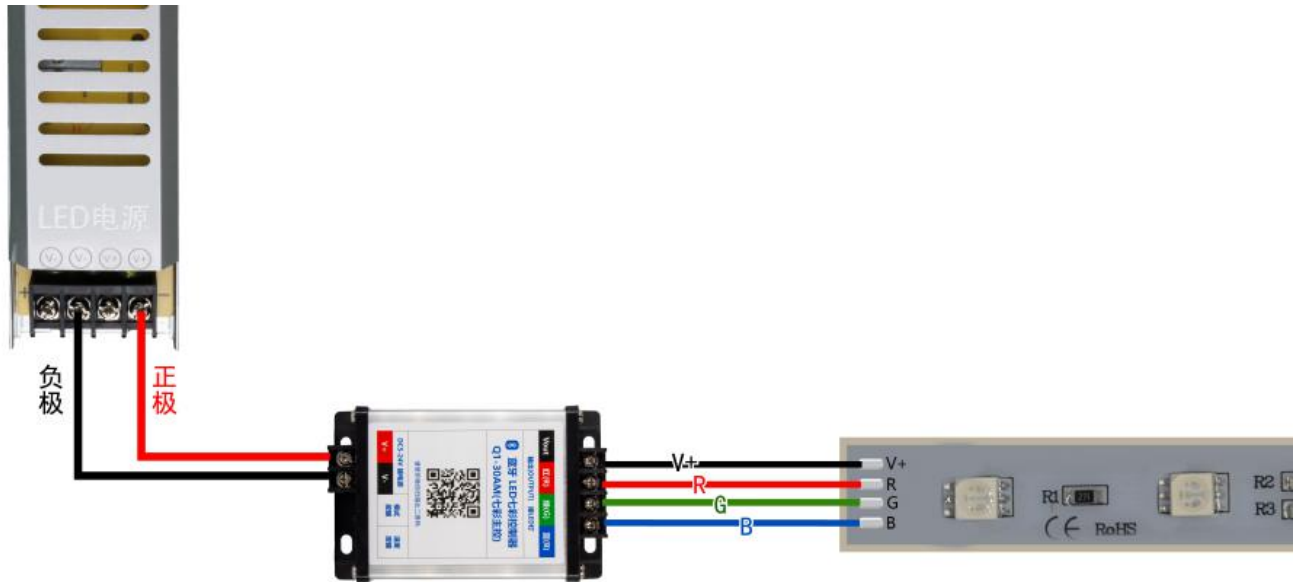
### 2.2、Controller parameters

- Working voltage: DC5-24V
- Maximum current: 30A
- Weight: 85G
- Product size: 100mm x 62mm x 25mm

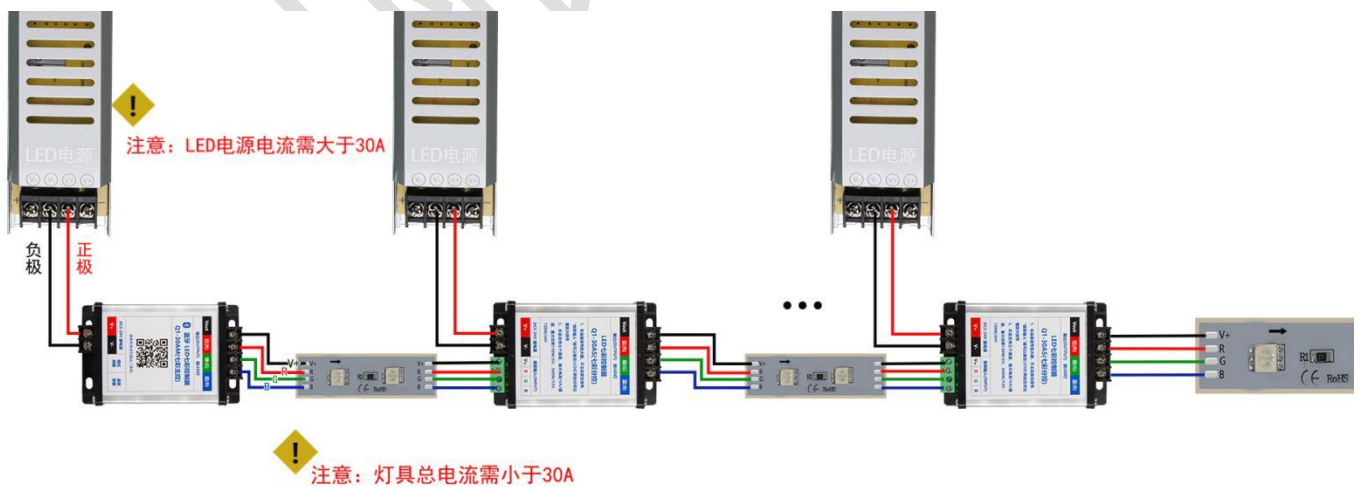
- Output port: 1 way

### 三、Wiring diagram

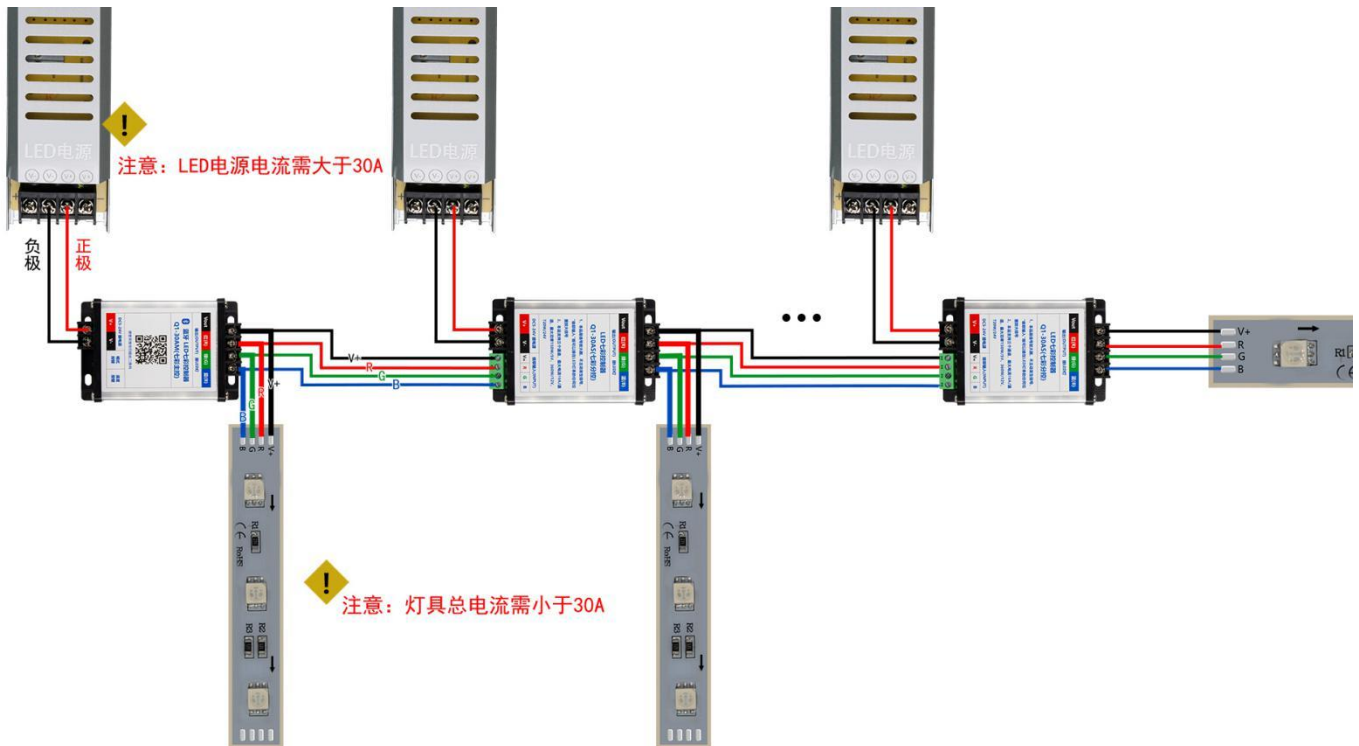
- Single station use



- Multiple cascading modes 1



## ● Multiple cascading modes 2



## 四、Operating instructions

### 4.1、Speed setting

Each time you press the "speed" key to switch a speed level, the speed is divided into 16 gears, and return to the first gear after switching to 16 gears.

### 4.2、Effect play

Each time you press the "mode" key to switch one program effect, 32 program effects are built in.

The names of 32 built-in effects are shown in the table below:

ID	Effect description	ID	Effect description
1	Static red	17	Flicker - yellow cyan
2	Static Green	18	Blink 3 times - red, green and blue
3	Static blue	19	Blink 3 times - red, green, blue, yellow, cyan, purple and white
4	Static yellow	20	Blink 3 times - yellow, cyan and purple
5	Static cyan	21	Gradient red
6	Static purple	22	Gradient Green
7	Static white	23	Gradient blue
8	Flashing red	24	Gradient yellow
9	Flashing green	25	Gradient cyan

10	Flashing blue	26	Gradient purple
11	Flashing yellow	27	Gradient white
12	Flashing blue	28	Gradient - red, green and blue
13	Flicker purple	29	Gradient - red green blue yellow cyan white
14	Flashing white	30	Gradient - yellow cyan purple
15	Flashing red, green and blue	31	Gradient - red yellow green cyan purple
16	Flashing - red green blue yellow cyan white	32	Jump - red green blue yellow cyan white

## 五、Points for attention

- 1、The maximum on-load current of on-load lamps shall not exceed 30A.
- 2、When using the Bluetooth controller of the mobile phone, turn on the Bluetooth switch and position switch of the mobile phone, otherwise the device cannot be scanned.